

China's Coal-to-Gas (SNG) Projects Statistics

ARA Research and Publications

Publish Date 2018-11



No. of Coal-to-Gas (SNG) Projects 79

Note:

1, The statistics represent China's nationwide projects' number on the publish date.

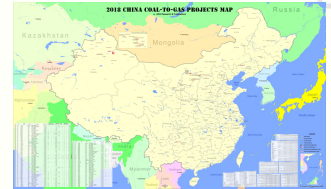
Location	No. of Projects	Location	No. of Projects
Northeast China	0	Southwest China	4
Heilongjiang	0	Chongqing	0
Jilin	2	Sichuan	1
Liaoning	65	Guizhou	2
Northwest China	33	Yunnan	1
Xinjiang	2	Tibet	0
Gansu	2	Eastern China	3
Ningxia	0	Jiangsu	1
Qinghai	27	Shanghai	0
Inner Mongolia	1	Zhejiang	0
Shaanxi	3	Anhui	2
Northern China	0	Southern China	0
Beijing	0	Jiangxi	0
Tianjin	1	Fujian	0
Hebei	0	Guangdong	0
Shandong	2	Guangxi	0
Shanxi	2	Hainan	0
Central China	1	Taiwan, HK, Macao	0
Henan	0		
Hubei	1		
Hunan	0		
Total			79

Related Projects

-  Existing Coal-to-SNG Plant
-  New Coal-to-SNG Plant

Related Maps

[Click to View>](#)



Related Database

[Click to View>](#)

The related China Coal-to-Gas (SNG) database provides following data:

- Project name
- Province
- Prefecture
- Plant address
- Project status
- Production start year
- Current designed capacity
- Planned capacity growth in short term
- Planned capacity growth in long term
- Shareholding situation
- Primary stakeholder
- Secondary stakeholder
- Company name
- Company established time
- Company status
- Company ownership type
- Company registered capital
- Company legal representative
- Company shareholders namelist
- Company shareholders investment
- Company contact people
- Company contact people's gender
- Company contact people's title
- Company phone number
- Company address