

2025 Edition

CHINA OIL PRODUCTS PIPELINE MAP

The Latest Blueprint and Data of China's 463+ Oil Products (Gasoline, Diesel Oil and Kerosene) Pipelines

- Risun
- Middle East Bay Caofeidian
- Sinopec Caofeidian
- Fujia Caofeidian
- Liaoning Haicheng Caofeidian



Fill This Booking Form to Customize Your

2025 CHINA OIL PRODUCTS PIPELINE MAP

Language: English Edition

Step 1: Select (☑) Map Size, Content and Number of Copies

| Description | Professional Edition | | Junior Analyst Edition | | Senior Analyst Edition ¹⁰ | Ultimate Analyst Edition |
|---|----------------------|---------|------------------------|---------|--------------------------------------|--------------------------|
| | L | XL | L | XL | XL | XL |
| Map Size | L | XL | L | XL | XL | XL |
| Length × Height ¹ (cm) | 200×120 | 250×150 | 200×120 | 250×150 | 250×150 | 250×150 |
| Oil Products Pipelines Location and Status | ✓ | ✓ | ✓ | ✓ | ✓ | ✓ |
| Show Capacity Grades for the Recorded Crude Oil Pipelines ² | ✓ | ✓ | ✓ | ✓ | ✓ | ✓ |
| Add Your Company Name into Map ³ | ✓ | ✓ | ✓ | ✓ | ✓ | ✓ |
| Add China's Prefecture Cities and Rivers / Lakes | ✓ | ✓ | ✓ | ✓ | ✓ | ✓ |
| Pipeline Names alongside Main Pipelines | ✓ | ✓ | ✓ | ✓ | ✓ | ✓ |
| Oil Flow Arrows alongside the Pipelines | ✓ | ✓ | ✓ | ✓ | ✓ | ✓ |
| Table of China's Oil Products Pipelines ⁴ | × | × | ✓ | ✓ | ✓ | ✓ |
| Tables of China's Refined Oil Balance Sheet (4 Tables) ⁵ | × | × | × | × | ✓ | ✓ |
| Tables of China's Refined Oil Production by Provinces (4 Tables) ⁶ | × | × | × | × | ✓ | ✓ |
| Tables of China's Refined Oil Consumption by Provinces (4 Tables) ⁷ | × | × | × | × | ✓ | ✓ |
| Tables of China's Refined Oil Consumption by Industries (4 Tables) ⁸ | × | × | × | × | ✓ | ✓ |
| The Upstream Oil Refineries Location and Status | × | × | × | × | × | ✓ |
| Inset Maps for China's Oil Refineries | × | × | × | × | × | ✓ |
| Latest Research Data on China's Oil Refineries ⁹ | × | × | × | × | × | ✓ |
| Price / copy | \$355 | \$379 | \$441 | \$465 | \$640 | \$872 |
| No. of Copies to Book | | | | | | |

- The customized map size has an error rate of 0.5% due to artificial involvement in cutting. Each of the map's 4 sides has 1cm blank area left for map mounting. Therefore, the map's picture size should minus 2 cm for both its length and height;
- The pipelines' line weights are divided to 3 groups by their designed annual capacity (100+ mtpa, 1-10 mtpa and below 1 mtpa);
- Your company name will be, by default, added into the map;
- Table of China's Oil Products Pipelines** introduces each oil products pipeline's name, main area, status, company;
- China's Refined Oil Balance Sheet**: 4 independent tables on gasoline, diesel, kerosene and fuel oil. Each table introduces China's total amount of this type of refined oil available for consumption (output, imports, exports, stock changes in the year); total consumption (by main industry sectors) and balance;
- China's Refined Oil Production by Provinces**: 4 independent tables on gasoline, diesel, kerosene and fuel oil;
- China's Refined Oil Consumption by Provinces**: 4 independent tables on gasoline, diesel, kerosene and fuel oil;
- China's Refined Oil Consumption by Industries**: 4 independent tables on gasoline, diesel, kerosene and fuel oil. Each year's data introduce refined oil consumption figures by China's 51 industries.
- Latest Research Data on China's Oil Refineries** introduces each recorded project's name, province, city, status, company, current crude oil process capacity, planned crude oil process capacity growth in short term and planned crude oil process capacity growth in long term;
- Industry research statistics tables in Senior Analyst+ edition maps introduce the latest 17 years' data officially published by China's state statistics authority. Please note that nationwide data from state authority will be published during June and be delayed, as a practice, by two years. Therefore, the latest year that contains statistics data will be "the year before last year".

Step 2: Select (☑) Other Services

\$2396 **Latest Research Service & Data on 463+ Oil Products Pipelines in Mainland China**

- Please refer to the "Research Service & Data" instruction in this form or contact us for sample;
- The price, mainly calculated by project number, may change to reflect the latest project changes;
- The research data (in Microsoft Excel format) will take 20 working days to be updated so as to reflect the latest industry situation exactly on the delivery date.

Order, Payment, Delivery Time and Shipping

- Send your booking form to publications@araworldwide.com, and it will be usually processed within one working day. An invoice will be sent to you with total sum of the order, shipping fee (charged based on your mailing address and total weight) and our banking account;
- Each map is exported from latest database upon your order and customizing demands. Your orders will be shipped in 15 working days from the date your payment is received;
- Within 30 days after you receive your order, if you would like to have a larger map or want to add more customized elements into your map, you can receive the new map after you mail the existing map back to us and pay just the additionally-occurred fees.

Mailing Address and Contacts

Name _____ Job Title _____

Phone _____ Email _____









Company _____

Note: Official name of your company is required as it will be added into the customized map.

Mailing Address _____

Postcode _____

RELATED PROJECTS

-  Existing Pipeline (10+ mtpa)
-  New Pipeline (10+ mtpa)
-  Existing Pipeline (1-10 mtpa)
-  New Pipeline (1-10 mtpa)
-  Existing Pipeline (1- mtpa)
-  New Pipeline (1- mtpa)
-  Existing Oil Refinery (Optional)
-  New Oil Refinery (Optional)

MAP FIGURES

No. of Pipelines: 463+(Includes Taiwan)
No. of Oil Refineries: 201+(Optional)
The exact no. of projects should refer to your tailor-made map on the delivery date.
No. of Inset Maps: 1
No. of Tables: 18 (Optional)
No. of Oil Flow Arrows: 453+(Optional)
Map Size: Tailor-made
Delivery Time: 15 Working Days
Recommended Size: L or above
Format: Rolled Paper Map
 No Digital Copy Available

INSET MAPS (OPTIONAL)

- Shandong Province's Oil Refineries and Oil Products Pipeline Network

TABLES (OPTIONAL)

- Latest Research Data on China's Oil Refineries
- Gasoline Balance Sheet
- Gasoline Production by Provinces
- Gasoline Consumption by Provinces
- Gasoline Consumption by Industries
- Diesel Oil Balance Sheet
- Diesel Oil Production by Provinces
- Diesel Oil Consumption by Provinces
- Diesel Oil Consumption by Industries
- Kerosene Balance Sheet
- Kerosene Production by Provinces
- Kerosene Consumption by Provinces
- Kerosene Consumption by Industries
- Fuel Oil Balance Sheet
- Fuel Oil Production by Provinces
- Fuel Oil Consumption by Provinces
- Fuel Oil Consumption by Industries

Latest Research Service & Data on OIL PRODUCTS PIPELINES IN MAINLAND CHINA (OPTIONAL)

This research product introduces mainland China's 463+ oil products pipelines by their project name, location, project status, operation start year, type of oil, current length, planned length, designed annual capacity, pipe diameter, designed pressure, no. of pipeline stations, names of pipeline stations by oil flow, shareholding situation, project investor name, project operator name.

SUBSCRIPTION CONTACT

Ms. Jenny Jiang
 Shanghai Retail Office
 ARA Research and Publication
 Phone: (0086 21) 6652 3700
 E-mail: publications@araworldwide.com
 Address: 6F, Building B, Tongyi Enterprise Plaza, No.568 West Tianshan Road, Shanghai, P.R. China, 200335

Intellectual Property Rights:

Ordering the product and service in this form does NOT grant you a license to distribute and resell.