



Fill This Booking Form to Customize Your

# 2025 ASIA PACIFIC LNG MAP

Language: English Edition

## Step 1: Select (☑) Map Size, Content and Number of Copies

Description	Professional Edition		Junior Analyst Edition		Senior Analyst Edition
	L	XL	L	XL	XL
Map Size	L	XL	L	XL	XL
Length × Height <sup>1</sup> (cm)	160×120	200×150	160×120	200×150	200×150
Project Location and Status	✓	✓	✓	✓	✓
Inset Maps	✓	✓	✓	✓	✓
Add Your Company Name into Map <sup>2</sup>	✓	✓	✓	✓	✓
Asia Pacific LNG Plants Table <sup>3</sup>	×	×	✓	✓	✓
Asia Pacific LNG Receiving Terminals Table <sup>4</sup>	×	×	✓	✓	✓
2001-2023 World LNG Export and Import Database Table <sup>5</sup>	×	×	×	×	✓
2001-2023 Asia Pacific Natural Gas Reserves by Major Nations	×	×	×	×	✓
2001-2023 Asia Pacific Natural Gas Production by Major Nations	×	×	×	×	✓
2001-2023 Asia Pacific Natural Gas Consumption by Major Nations	×	×	×	×	✓
2001-2023 World Natural Gas Prices	×	×	×	×	✓
Price / copy	\$340	\$364	\$456	\$480	\$557
No. of Copies to Book	_____	_____	_____	_____	_____

- The customized map size has an error rate of 0.5% due to artificial involvement in cutting. Each of the map's 4 sides has 1cm blank area left for map mounting. Therefore, the map's picture size should minus 2 cm for both its length and height;
- Your company name will be, by default, added into the map;
- Asia Pacific LNG Plants Table** introduces each project's name, location (continent, nation), status, and consortium participants;
- Asia Pacific LNG Import Terminals Table** introduces each project's name, location (continent, nation), status, and consortium participants;
- World LNG Export and Import Database Table** introduces annual LNG export and import volume for world's 50 regions/nations.

## Step 2: Select (☑) Other Services

- \$570 **Latest Research Service & Data on Asia Pacific LNG Plants and LNG Receiving Terminals**  
*Mini LNG Plants Not Included*

- Please refer to the "Research Service & Data" instruction in this form or contact us for sample;
- The price, mainly calculated by project number, may change to reflect the latest project changes;
- The research data (in Microsoft Excel format) will take 15 working days to be updated so as to reflect the latest industry situation exactly on the delivery date.

## Order, Payment, Delivery Time and Shipping

- Send your booking form to publications@araworldwide.com, and it will be usually processed within one working day. An invoice will be sent to you with total sum of the order, shipping fee (charged based on your mailing address and total weight) and our banking account;
- Each map is exported from latest database upon your order and customizing demands. Your orders will be shipped in 15 working days from the date your payment is received;
- Within 30 days after you receive your order, if you would like to have a larger map or want to add more customized elements into your map, you can receive the new map after you mail the existing map back to us and pay just the additionally-occurred fees.









## Mailing Address and Contacts

Name \_\_\_\_\_ Job Title \_\_\_\_\_  
Phone \_\_\_\_\_ Email \_\_\_\_\_  
Company \_\_\_\_\_

Note: Official name of your company is required as it will be added into the customized map.

Mailing Address \_\_\_\_\_  
Postcode \_\_\_\_\_

## RELATED PROJECTS

-  Existing Onland LNG Plant
-  New Onland LNG Plant
-  Existing Floating LNG Plant
-  New Floating LNG Plant
-  Existing Onland LNG Terminal
-  New Onland LNG Terminal
-  Existing Floating LNG Terminal
-  New Floating LNG Terminal

## MAP FIGURES

**No. of LNG Plants:** 32+  
**No. of LNG Terminals:** 187+  
*The exact no. of projects should refer to your tailor-made map on the delivery date*  
**No. of Inset Maps:** 4  
**No. of Tables:** 7 (Optional)  
**Map Size:** Tailor-made  
**Delivery Time:** 15 Working Days  
**Recommended Size:** L or above  
**Format:** Rolled Paper Map  
No Digital Copy Available

## INSET MAPS

- Malaysia: Bintulu Port
- Australia: Gladstone - Curtis Island Region
- Japan: Southern Area of Japan's Main Islands
- China: Southern Coastal China

## Latest Research Service & Data on ASIA PACIFIC LNG PLANTS AND LNG RECEIVING TERMINALS

This research introduces Asia Pacific's each LNG plants and receiving terminals, including:

LNG plant's location (continent, nation, province, and address), status, operation start year, liquefaction process, current production capacity, planned production capacity growth in next phase, planned production capacity growth in long term, current no. of trains, planned no. of trains growth in next phase, planned no. of trains growth in long term, and consortium participants.

LNG receiving terminal's location (continent, nation, province, plant address), status, operation start year, current receiving capacity, planned receiving capacity growth in next phase, planned receiving capacity growth in long term, current LNG storage size, planned LNG storage size growth in next phase, planned LNG storage size growth in long term, current number of LNG tanks, planned number of LNG tanks growth in next phase, planned number of LNG tanks growth in long term, and consortium participants.

## SUBSCRIPTION CONTACT

Ms. Jenny Jiang  
Shanghai Retail Office  
ARA Research and Publication  
Phone: (0086 21) 6652 3700  
E-mail: publications@araworldwide.com  
Address: 6F, Building B, Tongyi Enterprise Plaza, No.568 West Tianshan Road, Shanghai, P.R. China, 200335

**Intellectual Property Rights:**  
Ordering the product and service in this form does NOT grant you a license to distribute and resell.